

RAZOR MK³ - Architectural

The Razor MK³ Classic's 5/8" profile provides a modern, inconspicuous LED exit sign with wall, canopy or pendant mounting options. Sophisticated electronics provide impressive energy efficiency consuming just 2 watts. Illumination of 18fL is 7 times the minimum code requirements with a unique refractive-pattern light guide that distributes the LED evenly for flawless legend uniformity. Field-selectable top or end canopy mounting, snap-lock assembly and optional square pendant rod with matching slim profile adaptors and canopy, simplifies install and improves versatility.



Construction

- Razor thin 5/8" Pressure Die Cast Aluminum. Available in Fine Grain Brushed Aluminum or powder coated pure White or Black finishes. Other finishes available to order
- Light Guide, light engine, batteries and electrical connectors are neatly housed in a single injection-molded frame assembly with flexible circuit board and simple mating connector.
- Mounts to standard 4S Junction box in Wall, Canopy or Pendant mount configurations
- Unique snap fit housing design eliminates unsightly hardware
- Removable face with field selectable Chevron directional indicators
- Low profile canopy for universal end or top mount applications
- Hang Straight 1/2" Extruded Aluminum matching Tube Pendant and adaptors.
- Optional polycarbonate face shield with snap-fit installation ideal for vandal resistant and low level applications (U.L. listed for floor proximity installation)
- Also available with an additional remote powered sign (see data sheet RZMR3) or open face custom graphic (see data sheet RCG3)

Electrical

- Unique High intensity LED array provides exceptional energy efficiency with just 2 watts power consumption for both single and double face AC models. Battery backup models consume just 2.4 watts.
- Solid State circuitry provides optimum condition power supply for the LEDs which are powered at less than 50% of their rated operating current ensuring minimal heat dissipation and subsequent exceptional LED life predicated to maintain 80% luminosity after 20 years continuous operation.
- Self-Diagnostic Battery monitoring on all 'EM' models
- Self-compensating constant current charger circuit monitors the condition of the battery pack and indicates via a flashing LED when battery needs replacing

- 120 or 277 VAC field selectable input
- Circuitry includes - Zero current LVCO, Brownout Sensing & Line-Latch
- Optional functions available: Self-Test, Self-Diagnostics, Fire Alarm Interface, Flash in Emergency Mode or Continuous Flash in AC mode, Infra-Red Remote testing (up to 40 feet away), Dual AC input and 2 Watt Remote Lamp Head Capacity.
- Premium High Temperature Maintenance free, eco-friendly Nickel Metal Hydride battery with fuse protection.
- Standard Battery Backup models are U.L. listed with 240 minutes emergency run time, 2.6 times longer than the 90 minute code requirement and assures optimum battery capacity over many years of natural depreciation. Remote lamp head rated models are U.L. listed for 90 minutes emergency run time.
- UL and CSA listed as standard "Suitable for use in damp locations 10° - 40° C"

Illumination

- Unique injection molded 3mm refractive light guide produces flawless uniformity and vibrantly illuminated 18fL legend - 7 times the minimum UL 924 requirement at a 100' viewing distance
- Red or Green LED with 6" letters and 3/4" stroke
- Maintenance free LED light source with 25+ year's life expectancy

Certification

- Tested and Listed by Underwriters Laboratories in compliance with UL924 and CSA-C22.2 No. 141-15. Razor also meets or exceeds all performance standards as required by NFPA 101 Life Safety Code, NFPA 70-NEC and OSHA
- California Emergency Commission (CEC) Title 20 Compliant



Warranty

- 5 Year Limited Warranty – view complete warranty terms online at www.evenlite.com/warranty/Terms.pdf

ORDERING GUIDE – RZR3

Example: RZR3-EM-R-1-WH-CN-SD

Model	Operation	Letter Color	No. of Faces	Face & Body Color	Mounting	Options
RZR3	AC AC Only 120/277 VAC EM Battery Backup	R Red G Green	1 Single 2 Double U* Universal <i>* Universal includes two faces, backplate and canopy</i>	BA All Brushed Aluminum BK All Black WH All White CC Custom Color (Specify Color by RAL # or Manufacture detail)	1B Wall Mount, No Canopy CN Canopy Universal, Top, Left, Right end PA 12" Hang Straight Pendant Mount PB 24" Hang Straight Pendant Mount PC 36" Hang Straight Pendant Mount PD 48" Hang Straight Pendant Mount PE 60" Hang Straight Pendant Mount PF 72" Hang Straight Pendant Mount	SD Self-Test/Self-Diagnostic (EM Models Only) F Flash in Emergency Mode (EM models) or continuous Flash in AC models FA Flash in AC and Emergency mode on 12-24V (AC or DC) normally off Fire Alarm signal (Available for AC and EM models) DK Two Circuit Input – Field Selectable 120 or 277 VAC RC Remote Lamp Head Capacity, 2 Watt, 3.6 Volts RS Razor Polycarbonate Security Cover (See Data Sheet RS) IR Self-Diagnostics with Infrared Remote Testing (EM models only) TLRT Infrared Transmitter (order separately) M990010 Wire Guard (Wall Mount Only) Remote Lamp Head Options Order Separately (not to exceed 2 watts per master sign) TCRH1 One watt single indoor LED Head TCRH2 One watt each double indoor LED head PRWLED1MV One watt single outdoor LED head PRWLED2MV One watt each double outdoor remote head
RZR3						

Fill in fields from categories above and complete type and part number.

Type Number:

Full Part Number:

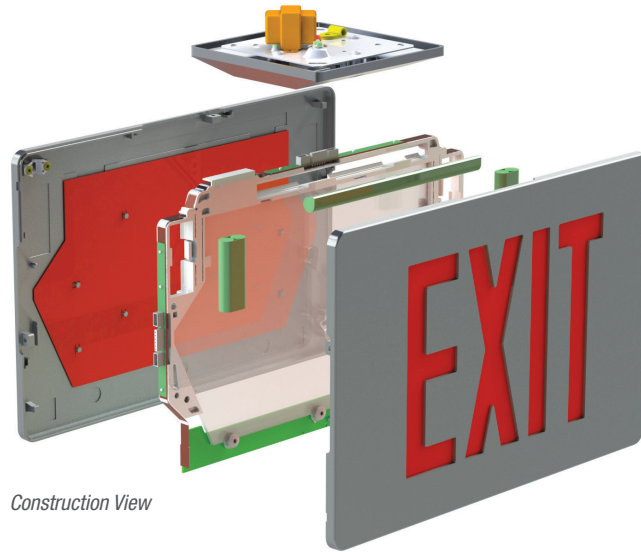
Razor RZR MK³ Series Thin Profile LED Exit Signs




White Housing Finish



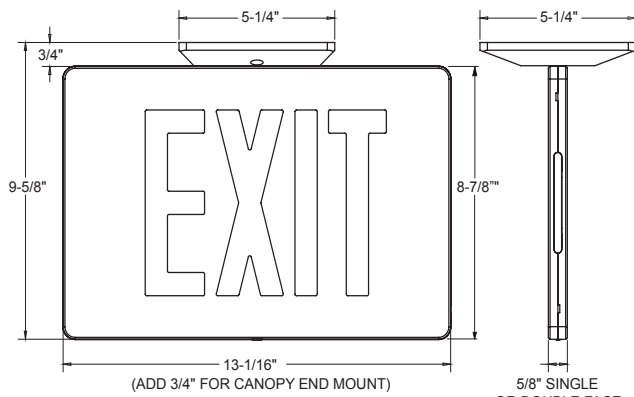
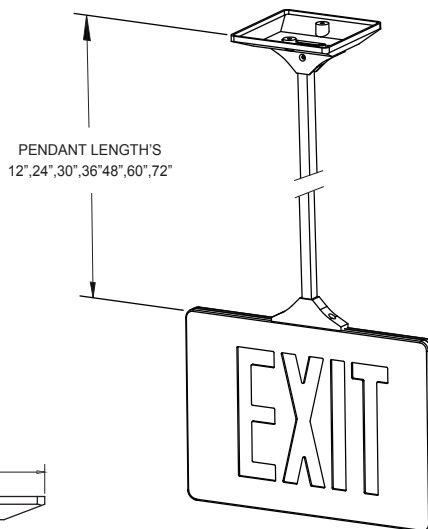
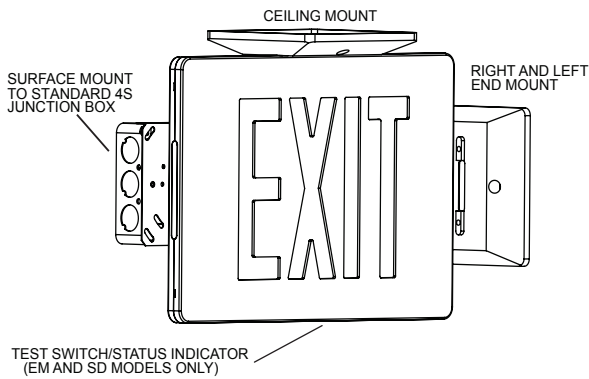
Black Housing Finish



Construction View



Brushed Aluminum Finish with Hang Straight Pendant



Optional PRWLED1MV outdoor LED remote



Optional TCRH1 indoor LED remote Lamp head.



Optional Vandal-resistant snap lock clear polycarbonate cover. Available for Single or Double face signs in all mounting configurations. Listed for floor proximity installation.