

LiteMinder OPTIMUS

Single Phase 13,300VA - 17,000VA

Introducing Evenlite's LiteMinder Optimus: the epitome of industry excellence. The Optimus sets a new benchmark, delivering exceptional power density in one of the smallest footprints available on the market. This breakthrough innovation not only maximizes valuable floor space but also provides unmatched flexibility for seamless integration into a wide range of applications. Experience the future of lighting technology with our LiteMinder Optimus and unlock a world of unparalleled efficiency and uncompromised convenience.

Description

- **Modularity:** LiteMinder features unique inverter modules available in increments from 13,300VA to 17,000VA capacities (see ordering guide). Modules are interconnected to build the required system capacity, and can even be field upgraded to increase system sizes!
- **Control Features:** A keypad and LCD display provides user interface and extensive status diagnostics. Self test, Self-Diagnostics, in compliance with UL 924, is field configurable.
- **Web Site Monitoring:** Unique web interface constantly monitors the system status and records all essential data. Users can log on, view, interact and download records as needed. The factory can also monitor, diagnose remotely. Website monitoring free on every inverter (must use option code LGM).
- **Diagnostics:** In addition to Self-test, Self-Diagnostics, LiteMinder also includes unique startup diagnostics to aid in installation and maintenance: eight individual startup alarms (Communications, Set-Up Conflict, Low Battery, Back-feed, Transfer/AC Fuse, Short/Overload, Miswire, Incorrect AC Input) eight individual Charger Alarms and eight individual Inverter Alarms.

Features

- Modular inverter allows operation for single phase operation
 - Automatic restart upon utility power return, no need to manually reset the system
 - Input circuit breaker is provided sized to system rating
 - Monthly and the annual 90 minute test can be programmed by the user for a specific date and time to ensure NFPA Code Compliance
 - Up to 1000 events stored in the memory log on a "FIFO" basis, and is easily accessible through the MMI (Man-Machine Interface) Panel
 - MMI consists of a 5 button keypad for easy menu navigation
 - A 4x20 backlit White display with heads-up LED's allow for a quick diagnosis of the system status and alarms
 - Five LED indicators provide the status of the Inverter, Charger, AC present, Ready, and Switched Load (if provided with Switched Output Circuit Breakers)
 - An additional six LED indicators provide the alarm status for Alarm Summary, Bypass (if equipped with Maintenance Bypass option), CB Trip, Startup Fault, Charger Fault, and Inverter Fault
 - A dedicated System Test button is provided for a user initiated 30 second on demand test
 - An Alarm On/Off LED is provided to indicate that an alarm is present.
 - A dedicated Alarm Silence On/Off push button allows the user to silence the audible alarm
 - SD card slot allows the user to download all Test, Event and Alarm Logs
 - The Meter Menu allows the user to access the Input and Output Voltages, Output Current, Output VA, Battery Voltage, Battery Current, Battery Power, Temperature, System Days, Inverter minutes and Inverter Events
- The inverter and battery cabinets are constructed from 14 gauge CRS and are powder painted with no visible hardware



- Internally, the inverter has all galvanized or painted steel parts and shelves to resist corrosion and provide high durability and longevity
- Installer friendly front mounted battery terminals for easier and faster installation
- Three Rate Charger circuit is fully temperature compensated for added reliability

Specifications

- PWM MOSFET and IGBT (Model Dependant) Inverter provide Pure Sine Wave output with less than 3% THD, and fully compatible with LED Lighting Loads
- Fast transfer for H.I.D. compatibility ensures smooth operation of combined lighting loads, transfers in less than 2 mS
- Less than 3% THD, load power factor 0.5 Lag to 0.5 Lead, 98% efficient in standby mode
- Automatic Low Voltage Disconnect (LVD) set at 1.67 VPC
- Shorted circuit protected to 65KAIC tested and approved to UL 6180-5-1 standard
- Crest factor >4 for high inrush demanding loads, overload 120 percent for 10 minutes, 400 percent for 500mS
- VRLA Maintenance Free Lead Calcium Battery's provide the required 90 minute minimum run time in Emergency mode
- Battery recharge time is less than 24 hours, meets all UL 924 and NFPA101 Life Safety Code requirements
- Operating temperature 20° to 30° C
- Brownout protection set for 85% of the nominal line voltage
- UL924 compliant Self-Test/Self-Diagnostics are standard, with interactive LCD display (MMI)

Certification

- Listed to UL924, and meets NFPA101 Life Safety Code, NFPA70-NEC and OSHA Requirements



Warranty

- Electronics are warranted for 2 years and the VRLA batteries have a 10 year warranty, optional factory startup increases the warranty to 3 years

LiteMinder Modular Fast Transfer Sine Wave Inverter

ORDERING GUIDE – Single Phase

Example: LMOPT-13300-1P-LC-IB-OB-S4-TA-FS

Model	VA Rating	Phase Configuration	LC	Input Voltage	Output Voltage	Output Breaker Configuration	Options
LMOPT	13,300 VA 17,000 VA	1P Single Phase 277 (L-N)	LC	IB 277V (L-N)	OB 277V (L-N)	<p>*C(n) 20A Normally On Output Breaker (n) = Quantity Required BB Indicates Special Breaker Current Requirement, Contact Factory</p> <p><i>*Consult Factory for Normally Off and Switched Output Options</i></p> <p>Quantity Limitations 36 x 20A Normally On without TA or MB Option 35 x 20A Normally On with MB Option 24 x 20A Normally On with TA Option 23 x 20A Normally On with TA and MB Option</p>	<p>*TA Trip Alarm for all circuit breakers TB 1 Summary / 2 programmable terminal block for form C dry contacts MB Internal Maintenance Bypass Switch (make before break) BI BACnet Integration Module LGM LifeGuard® Monitoring DT Delayed Transfer, 60 ms Z4 Seismic Zone 4 certified RA Remote Annunciator KE Keyed Lock BTMS Battery Thermal Management System FS Startup commissioning on Site EW Extended Warranty to 5 Years (EW requires FS) M(n) Maintenance Plan, n = years (Min: 2/Max: 5) EB15 Extended Battery Warranty to 15-years, 1-full year and 14 years pro-rated EB20 Extended Battery Warranty to 20-years, 1-full year and 19 years pro-rated UP Ship inverter less batteries EPO Emergency Power Off</p> <p><i>*Maximum Number of Breaker Trip Alarms Model Dependant</i></p>
LMOPT			LC				


Fill in fields from categories above and complete type and part number.

Type Number:

Full Part Number:

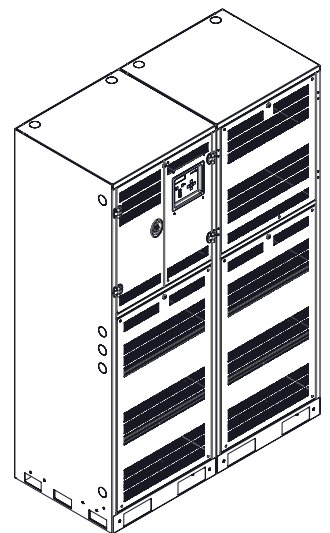
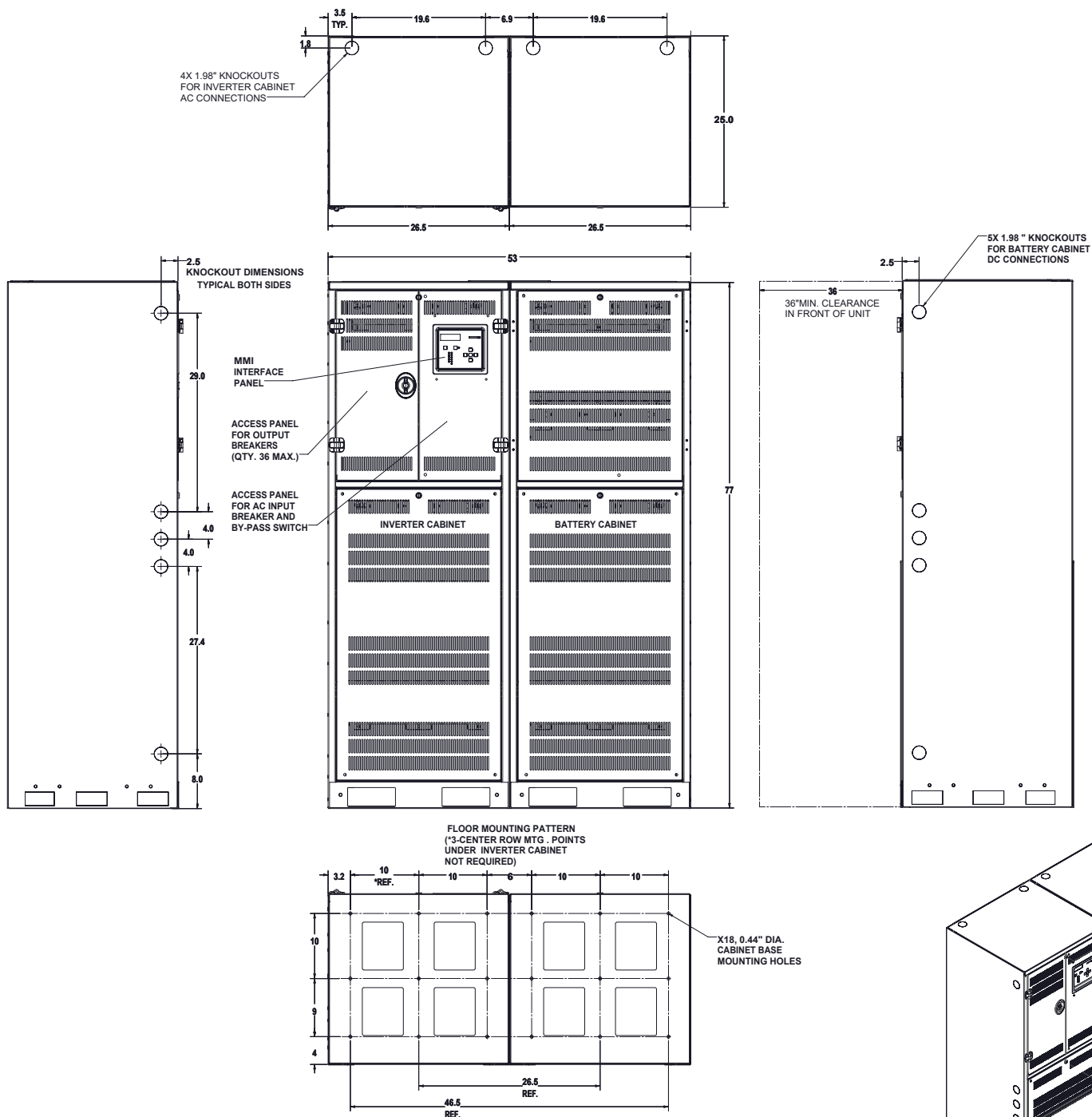
Weights & Dimensions

Model	No of Cabinets	Width Per Cabinet	Height Per Cabinet	Depth Per Cabinet	Inverter Cabinet Weight	Battery Cabinet Weight	Total Battery Weight	Total Shipping Weight	Max. BTU's/Hr. at Full Load
LMOPT13300	2	26.5"	77"	25"	490 lbs.	490 lbs.	1296 lbs.	2276 lbs.	906
LMOPT17000	2	26.5"	77"	25"	490 lbs.	490 lbs.	2420 lbs.	3400 lbs.	1159



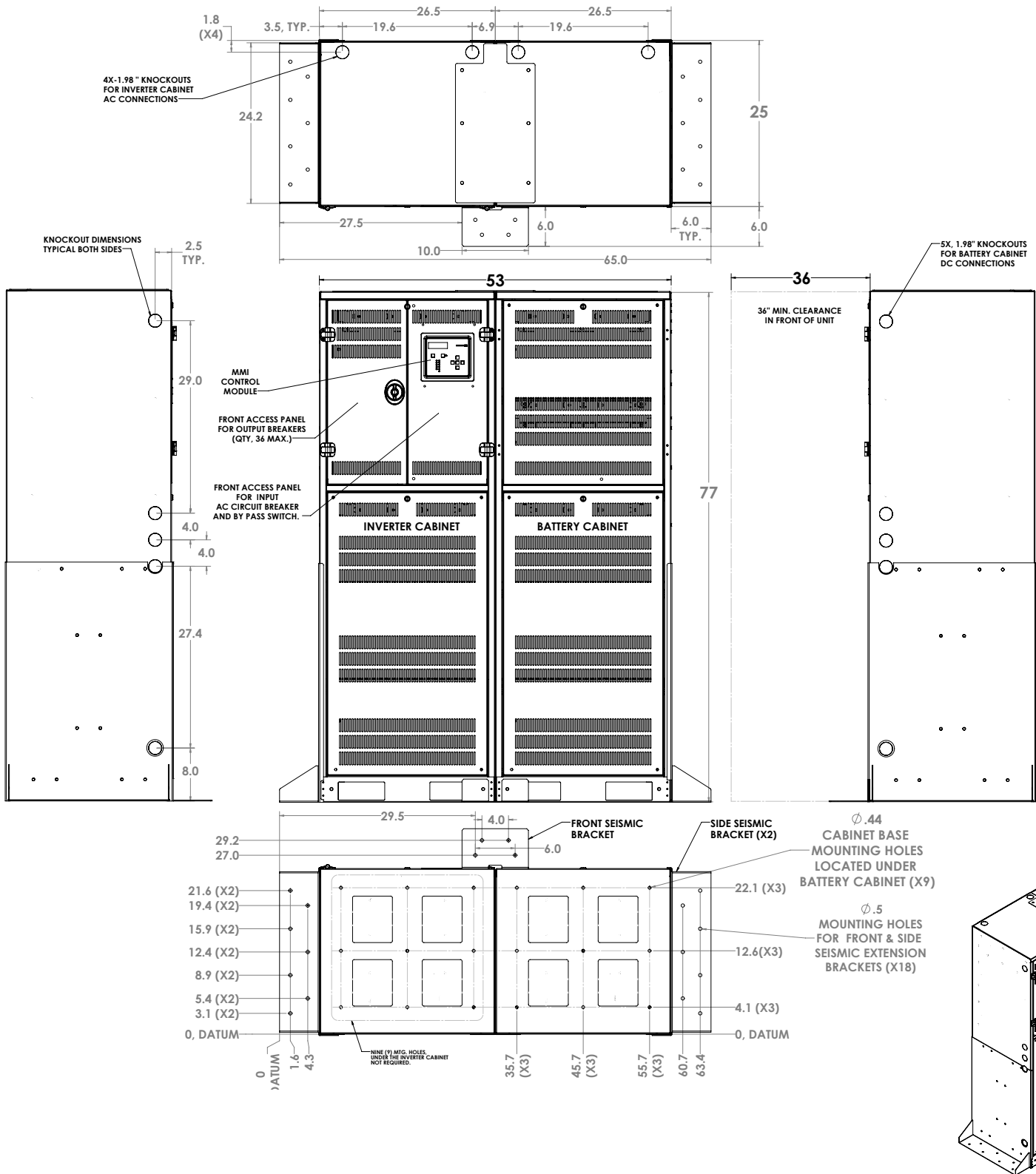
LiteMinder Modular Fast Transfer Sine Wave Inverter

Dimensional Outline 13,300W to 17,000W



LiteMinder Modular Fast Transfer Sine Wave Inverter

Seismic Dimensional Outline 13,300W to 17,000W



EVENLITE

Lives Depend On Us

www.evenlite.com