

LiteMinder OPTIMUS

Three Phase 8,500VA - 33,000VA

Introducing Evenlite's LiteMinder Optimus: the epitome of industry excellence. The Optimus sets a new benchmark, delivering exceptional power density in one of the smallest footprints available on the market. This breakthrough innovation not only maximizes valuable floor space but also provides unmatched flexibility for seamless integration into a wide range of applications. Experience the future of lighting technology with our LiteMinder Optimus and unlock a world of unparalleled efficiency and uncompromised convenience.

Description

- **Modularity:** LiteMinder features unique inverter modules available in increments from 8,500VA to 33,000VA capacities (see ordering guide). Modules are interconnected to build the required system capacity, and can even be field upgraded to increase system sizes!
- **Control Features:** A keypad and LCD display provides user interface and extensive status diagnostics. Self test, Self-Diagnostics, in compliance with UL 924, is field configurable.
- **Web Site Monitoring:** Unique web interface constantly monitors the system status and records all essential data. Users can log on, view, interact and download records as needed. The factory can also monitor, diagnose remotely. Website monitoring free on every inverter (must use option code LGM).
- **Diagnostics:** In addition to Self-test, Self-Diagnostics, LiteMinder also includes unique startup diagnostics to aid in installation and maintenance: eight individual startup alarms (Communications, Set-Up Conflict, Low Battery, Back-feed, Transfer/AC Fuse, Short/Overload, Miswire, Incorrect AC Input) eight individual Charger Alarms and eight individual Inverter Alarms.

Features

- Modular inverter allows operation for three phase operation to order
- Automatic restart upon utility power return, no need to manually reset the system
- Input circuit breaker is provided sized to system rating
- Monthly and the annual 90 minute test can be programmed by the user for a specific date and time to ensure NFPA Code Compliance
- Up to 1000 events stored in the memory log on a "FIFO" basis, and is easily accessible thru the MMI (Man-Machine Interface) Panel
- MMI consists of a 5 button keypad for easy menu navigation
- A 4x20 backlit White display with heads-up LED's allow for a quick diagnosis of the system status and alarms
- Five LED indicators provide the status of the Inverter, Charger, AC present, Ready, and Switched Load (if provided with Switched Output Circuit Breakers)
- A dedicated System Test button is provided for a user initiated 30 second on demand test
- An Alarm On/Off LED is provided to indicate that an alarm is present.
- A dedicated Alarm Silence On/Off push button allows the user to silence the audible alarm
- SD card slot allows the user to download all Test, Event and Alarm Logs
- The Meter Menu allows the user to access the Input and Output Voltages, Output Current, Output VA, Battery Voltage, Battery Current, Battery Power, Temperature, System Days, Inverter minutes and Inverter Events
- The inverter and battery cabinets are constructed from 14 gauge CRS and are powder painted with no visible outside bolts or hardware
- Internally, the inverter has all galvanized or painted steel parts and shelves to resist corrosion and provide high durability and longevity



- Installer friendly front mounted battery terminals for easier and faster installation
- Three Rate Charger circuit is fully temperature compensated for added reliability

Specifications

- PWM MOSFET and IGBT (Model Dependant) Inverter provide Pure Sine Wave output with less than 3% THD, and fully compatible with LED Lighting Loads
- Fast transfer for H.I.D. compatibility ensures smooth operation of combined lighting loads, transfers in less than 2 mS
- Less than 3% THD, load power factor 0.5 Lag to 0.5 Lead, 98% efficient in standby mode
- Automatic Low Voltage Disconnect (LVD) set at 1.67 VPC
- Shorted circuit protected to 65KAIC tested and approved to UL 6180-5-1 standard
- Crest factor >4 for high inrush demanding loads, overload 120 percent for 10 minutes, 400 percent for 500mS
- VRLA Maintenance Free Lead Calcium Battery's provide the required 90 minute minimum run time in emergency mode
- Battery recharge time is less than 24 hours, meets all UL 924 and NFPA101 Life Safety Code requirements
- Operating temperature 20° to 30° C
- Brownout protection set for 85% of the nominal line voltage
- UL924 compliant Self-Test/Self-Diagnostics are standard, with interactive LCD display (MMI)

Certification

- Listed to UL924, and meets NFPA101 Life Safety Code, NFPA70-NEC and OSHA Requirements



Warranty

- Electronics are warranted for 2 years and the VRLA batteries have a 10 year warranty, optional factory startup increases the warranty to 3 years

LiteMinder Modular Fast Transfer Sine Wave Inverter

ORDERING GUIDE – Three Phase

Example: LMOPT-26500-3P-IG-OG-S6-TA-MB-FS

Model	VA Rating	Phase Configuration	LC	Input Voltage	Output Voltage	Output Breaker Configuration	Options
LMOPT	8500 VA 10500 VA 13300 VA 17000 VA 20500 VA 26500 VA 33000 VA	3P Three Phase 120/208 or 277/480		IF 120V/208 L-N//L-L IG 277V/480V L-N/L-L 4 wire + Ground	OF 120V/208 L-N//L-L OG 277V/480V L-N/L-L 4 wire + Ground	*C(n) 20A Normally On Output Breaker Quantity Required * (n) = BB Indicates Special Breaker Current Requirement, Contact Factory Quantity Limitations (Any combination of output types) <i>*Consult Factory for Normally Off and Switched Output Option</i> Quantity Limitations 36 x 20A Normally On without TA or MB 33 x 20A Normally On with MB Option 24 x 20A Normally On with TA Option 21 x 20A Normally On with TA and MB Option <i>Three phase inverters require breakers per phase so must be specified in multiples of three</i>	*TA Trip Alarm for all circuit breakers TB 1 Summary / 2 programmable terminal block for form C dry contacts MB Internal Maintenance Bypass Switch (make before break) BI BACnet Integration Module LGM LifeGuard® Monitoring DT Delayed Transfer, 60 ms Z4 Seismic Zone 4 Certified RA Remote Annunciator KE Keyed Lock BTMS Battery Thermal Management System FS Startup commissioning on Site EW Extended Warranty to 5 Years (EW requires FS) M(n) Maintenance Plan, n = years (Min: 2/Max: 5) EB15 Extended Battery Warranty to 15-years, 1-full year and 14 years pro-rated EB20 Extended Battery Warranty to 20-years, 1-full year and 19 years pro-rated UP Ship inverter less batteries EPO Emergency Power Off <i>*Maximum Number of Breaker Trip Alarms Model Dependant</i>
LMOPT			LC				

Fill in fields from categories above
and complete type and part number.

Type Number:

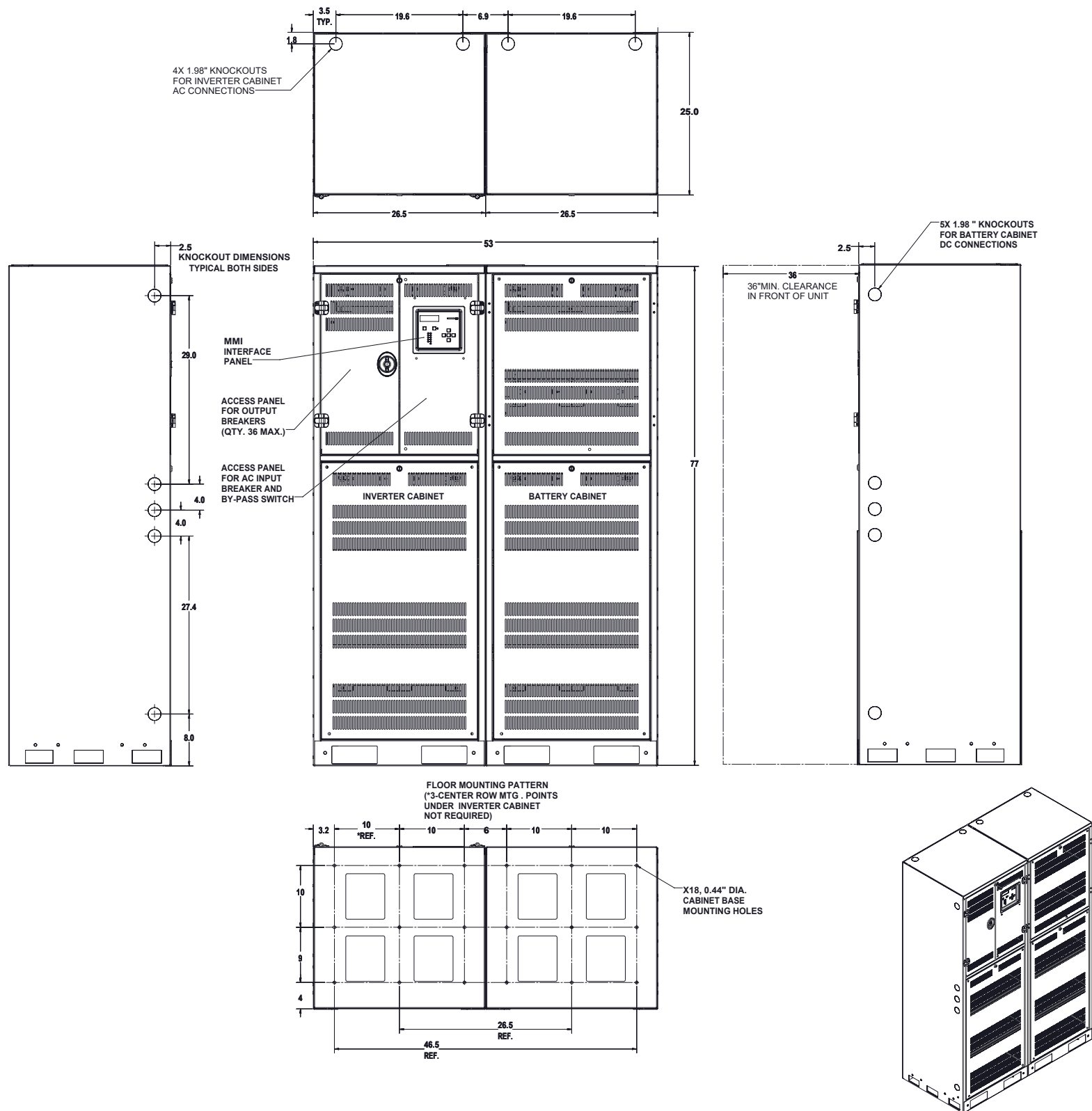
Full Part Number:

Weights and Dimensions

Model	No of Cabinets	Width	Height	Depth	Total Cabinet Weight	Total Battery Weight	Total System Weight	Max. BTU's/Hr. at Full Load
LMOPT8500	2	53"	77"	25"	980 lbs.	1296 lbs.	2,276 lbs.	563
LMOPT10500	2	53"	77"	25"	980 lbs.	1620 lbs.	2,600 lbs.	716
LMOPT13300	2	53"	77"	25"	980 lbs.	1296 lbs.	2,276 lbs.	908
LMOPT17000	2	53"	77"	25"	980 lbs.	2420 lbs.	3400 lbs.	1142
LMOPT20500	3	79.5"	77"	25"	1,470 lbs.	3240 lbs.	4,710 lbs.	1807
LMOPT26500	3	79.5"	77"	25"	1,470 lbs.	3872 lbs.	5,342 lbs.	2455
LMOPT33000	3	79.5"	77"	25"	1,470 lbs.	4840 lbs.	6,310 lbs.	3375

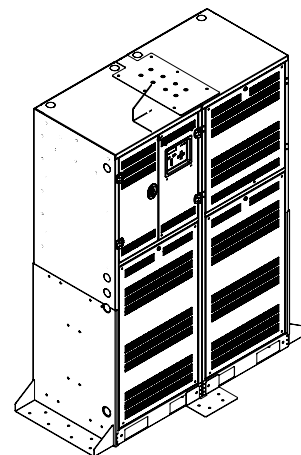
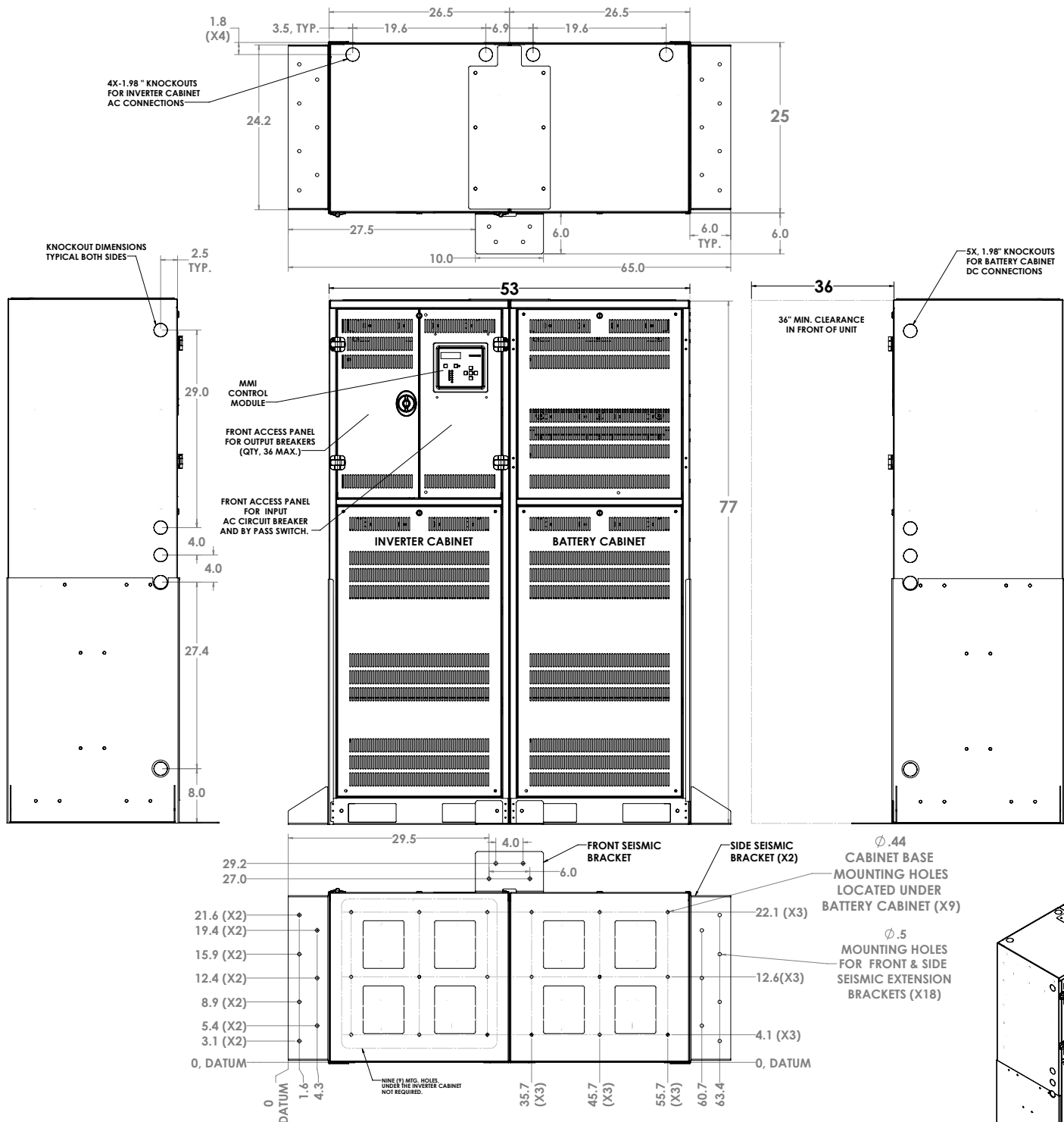
LiteMinder Modular Fast Transfer Sine Wave Inverter

Dimensional Outline 8,500W - 17,000W



LiteMinder Modular Fast Transfer Sine Wave Inverter

Seismic Dimensional Outline 8,500W - 17,000W



LiteMinder Modular Fast Transfer Sine Wave Inverter

Dimensional Outline 20,500VA – 33,000VA

